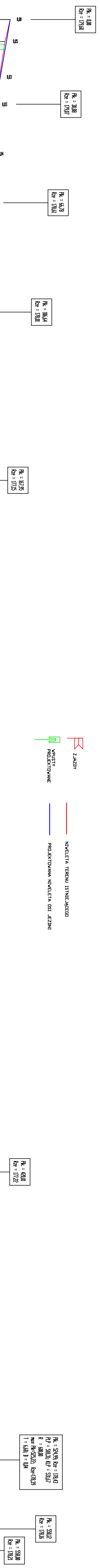


ZNAČENÍ  
PROJEKTOVANÉ

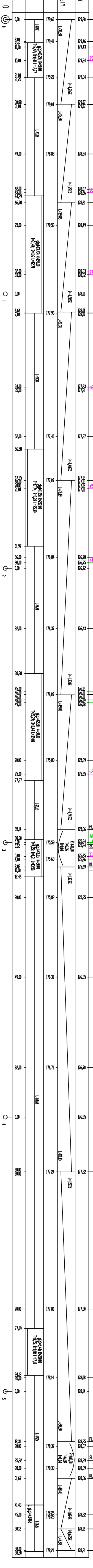
NIJELETA TERENU ISTINJACEDGO  
PROJEKTOVANNA NIJELETA OSI JEZINI

VP15TY  
PROJEKTOVANÉ




PK = 322.00 R = 175.60  
P.P. = 251.14 I.P. = 308.85  
M.P. PK=300.62 R=175.64  
T = 6.96 l = 0.04

1.8.1 ISTIN RGV IBO DODIVAZEVNA



PK = 324.95 R = 178.43  
P.P. = 518.31 I.P. = 531.67  
M.P. PK=323.22 R=178.29  
T = 6.96 l = 0.04



PK = 324.95 R = 178.43  
P.P. = 518.31 I.P. = 531.67  
M.P. PK=323.22 R=178.29  
T = 6.96 l = 0.04